Prese ad Innesto Rapido - *Quick Couplings - Schnellverschluss Kupplungen - Coupleurs Automatiques - Enchufes Rápidos - Conexões de Engate Rápido*

SERIE UNI ISO 6150 A-6

Serie 100
Pag. 16.7 - 16.10

SERIE MIGNON **New**

Serie 110
Pag. 16.11 - 16.16

SERIE UNI ISO 6150 B-12

Serie 120
Pag. 16.17 - 16.22

ITALIAN PROFILE

Serie 120
Pag. 16.23 - 16.28

SERIE UNI ISO 6150 B-15



Serie 130
Pag. 16.29 - 16.33

SERIE UNI ISO 6150 C-10

Serie 140
Pag. 16.34 - 16.39

EUROPEAN PROFILE



Serie 160
Pag. 16.40 - 16.45

SWISS PROFILE

Serie 170
Pag. 16.46 - 16.50

MIGNON PROFILE **New**

Serie 180
Pag. 16.51 - 16.54

MULTISOCKET **New**

Serie 190 - 63190
Pag. 16.55 - 16.61

JAPANESE PROFILE

Serie 400
Pag.16.62 - 15.64

MINI DN 2,7

Serie 700
Pag. 16.65 - 16.67

SERIE UNI ISO 6150 B-17

Serie 710
Pag. 16.68 - 16.70

B-SOCKET EUROPEAN

Serie 720
Pag. 16.71 - 16.74

EUROPEAN PROFILE **New**

Serie 730
Pag. 16.75 - 16.80

EUROPEAN PROFILE **New**

Serie 740
Pag. 16.81 - 16.83

Prese di Sicurezza ad Innesto Rapido - *Safety Quick Couplings - Kupplungen Sicherheit - Coupleurs de Sécurité - Enchufes de Seguridad - Conexões de Segurança*

SERIE UNI ISO 6150 B-12

Serie 620
Pag. 16.85 - 16.88

ITALIAN PROFILE

Serie 650
Pag. 16.89 - 16.90

EUROPEAN PROFILE

Serie 660
Pag. 16.91 - 16.92

SWISS PROFILE

Serie 670
Pag. 16.93 - 16.94

SERIE UNI ISO 6150 B-12

Serie 0B120
Pag. 16.97 - 16.99

SERIE UNI ISO 6150 C-10

Serie 0B140
Pag. 16.100 - 16.102

Giunti ad Innesto Rapido per Raffreddamento Stampi - *Quick Couplings for Molding Cooling - Schnellkupplungen Für Spritzgussanwendungen Coupleurs pour Moules D'injection - Enchufes Rápidos para Refrigeración de Moldes - Conexões de Engate Rápido para Resfriamento de Moldes*

FRENCH PROFILE DN 8 - DN 12

Series 410 - 420 - 510 - 520
Pag. 16.104 - 16.110

INTERNATIONAL PROFILE DN 6 - DN 9



Series 430 - 440 - 530 - 540
Pag. 16.112 - 16.119

EUROPEAN PROFILE DN 6 - DN 9

Series 460 - 470 - 560 - 570
Pag. 16.120 - 16.127

New



6049
Pag. 16.128

Pistole di Soffiaggio - *Blow Guns - Blasspistolen - Soufflettes - Pistolas Sopladoras - Pistola de Ar*

New

Series 360
Pag. 16.130 - 16.132

Series 300
Pag. 16.133 - 16.135

Spare Parts
Pag. 16.136

Series 340
Pag. 16.137 - 16.138

Aignep si riserva il diritto di variare modelli e ingombri senza preavviso - *Aignep reserves the right to vary models and dimensions without notice - Aignep behält sich das Recht vor, Daten ohne Ankündigung zu ändern*
Aignep se réserve le droit de modifier les données sans préavis - Aignep se reserva el derecho de modificar modelos y dimensiones sin previo aviso - Aignep reserva-se o direito de alterar os modelos e dimensões sem prévio aviso

SERIE 140 UNI ISO 6150 C-10

CARATTERISTICHE TECNICHE
TECHNICAL CHARACTERISTICS
TECHNISCHE ANGABEN
CARACTÉRISTIQUES TECHNIQUES
CARACTERÍSTICAS TÉCNICAS
CARACTERÍSTICAS TÉCNICAS

Norma di Riferimento
Reference standard
Entspricht der Norm
Norme de référence
Normativa de referencia
Norma de referência

1907/2006 REACH
2011/65/CE RoHS
PED 2014/68/UE
SILICON FREE

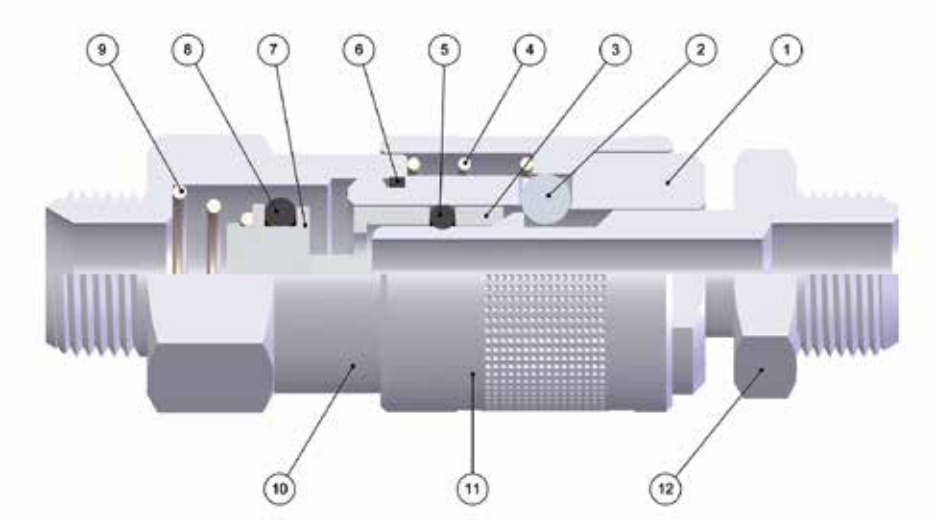

FKM A RICHIESTA
IF REQUESTED FKM
FKM AUF ANFRAGE
FKM SUR DEMANDE
FKM BAJO DEMANDA
FKM SOB ENCOMENDA

DN
5.5 mm

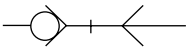

UNI ISO 6150 C-10

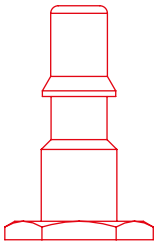

Materiali e Componenti — IT
1 Corpo in Ottone Nichelato
2 Sfera in Acciaio AISI 420
3 Anello Guida Innesto in Ottone Nichelato
4 Molla Ghiera in Acciaio AISI 302
5 Guarnizione O-Ring in NBR
6 Guarnizione O-Ring in NBR
7 Otturatore in Ottone Nichelato
8 Guarnizione O-Ring in NBR
9 Molla Otturatore in Acciaio AISI 302
10 Attacco Terminale in Ottone Nichelato
11 Ghiera in Ottone Nichelato
12 Innesto in Ottone Nichelato

Component Parts and Materials — GB
1 Nickel-Plated Brass Body
2 Stainless Steel AISI 420 Balls
3 Nickel-Plated Brass Guide Ring Coupling
4 Stainless Steel AISI 302 Ring Nut Spring
5 NBR O-Ring Seals
6 NBR O-Ring Seals
7 Nickel-Plated Brass Shutter
8 NBR O-Ring Seals
9 Stainless Steel AISI 302 Shutter Spring
10 Nickel-Plated Brass Coupling Back Part
11 Nickel-Plated Brass Sleeve
12 Nickel-Plated Brass Plug Outline

Komponenten und Materialien — DE
1 Körper Messing Vernickelt
2 Kugel Edelstahl AISI 420
3 Stecker Führungsring Messing Vernickelt
4 Entriegelungsfeder Edelstahl AISI 302
5 O-Ring NBR
6 O-Ring NBR
7 Verschluss Messing Vernickelt
8 O-Ring NBR
9 Verschlussfeder Edelstahl AISI 302
10 Einschraubkörper Messing Vernickelt
11 Entriegelungshülse Messing Vernickelt
12 Stecker Messing Vernickelt

Matériaux et Composants — FR
1 Corps: Laiton Nickelé
2 Bille: Acier Inoxydable AISI 420
3 Bague de Guidage: Laiton Nickelé
4 Ressort de Bague: Acier Inoxydable AISI 302
5 Joint Torique en NBR
6 Joint Torique en NBR
7 Clapet: Laiton Nickelé
8 Joint Torique en NBR
9 Ressort de Clapet: Acier Inoxydable AISI 302
10 Corps: Laiton Nickelé
11 Bague: Laiton Nickelé
12 Embout: Laiton Nickelé

Materiales y Componentes — ES
1 Cuerpo en latón niquelado
2 Esfera en acero AISI 420
3 Anillo guía enchufe en latón niquelado
4 Muelle tuerca en acero AISI 302
5 Junta tórica en NBR
6 Junta tórica en NBR
7 Obturador en latón niquelado
8 Junta tórica en NBR
9 Muelle obturador en acero AISI 302
10 Terminal de conexión en latón niquelado
11 Tuerca en latón niquelado
12 Enchufe en latón niquelado

Materiais e Componentes — PT
1 Corpo en Latão Niquelado
2 Esfera em aço AISI 420
3 Anel guia do plug em latão niquelado
4 Mola da porca em aço AISI 302
5 Vedaçao O-Ring em NBR
6 Vedaçao O-Ring em NBR
7 Obturador em latão niquelado
8 Vedaçao O-Ring em NBR
9 Mola do obturador em aço AISI 302
10 Conexão terminal em latão niquelado
11 Porca em latão niquelado
12 Plug em latão niquelado

Pressione d'esercizio
Working Pressures
Betriebsdruck
Pression de service
Presión de Ejercicio
Pressão de Trabalho

0 bar
25 bar

Max pressione statica (no pulsazioni)
Maximum static pressure (no pulsations)
Maximaler statischer Betriebsdruck (ohne pulsations)
Pression statique maximale (sans pulsation)
Presión estática máxima (sin pulsaciones)
Pressão estática máxima (sem pulsações)

35 bar

Temperature
Temperatures
Temperatur
Températures
Temperaturas
Temperaturas

- 20 °C
+ 80 °C

Con O-ring in FKM
With FKM O-ring
Mit O-ring in FKM
Avec joints en FKM
Con junta tórica en FKM
Com O-ring em FKM

- 10 °C
+ 200 °C

Fluidi compatibili
Aria compressa

Fluids
Compressed air

Geeignete Medien
Druckluft

Fluides compatibles
Air comprimé

Fluidos compatibles
Aire comprimido

Fluidos compatíveis
Ar comprimido

Per altri fluidi, consultare l'ufficio tecnico Aignep.
For other fluids, consult the technical department Aignep.
Für andere Flüssigkeiten, kontaktieren Sie uns.
Pour d'autres fluides, veuillez nous consulter.
Para otros fluidos póngase en contacto con el departamento técnico Aignep.
Para outros fluidos consulte o departamento técnico da Aignep.

Portata Nl/min
Flow Rate
Durchflusswerte
Débit
Caudal de Flujo
Vazão

6 bar Δ 1	6 bar Δ 0.5	6 bar *
1160	900	1550

* Scarico libero - *Exhaust Free - Kostenlose Auspuff - Échappement libre - Escape Libre - Descarga livre.*

Filettatura IT	*Threads* GB	*Gewindearten* DE
Gas cilindrica conforme ISO 228 Classe A.	*Parallel gas in conformity with ISO 228 Class A.*	*Zylindrisches Gewinde nach Norm ISO 228 Classe A.*
Filetages FR	***Roscas*** ES	***Roscas*** PT
Filetage cylindrique conforme: ISO 228 Class A.	*Gas cilíndrica conforme ISO 228 Clase A.*	*Gas paralela conforme ISO 228 Classe A.*

141

PRESA MASCHIO
MALE SOCKET
VERSCHLUSS-KUPPLUNG MIT AUSSENGEWINDE
COUPLEUR MÂLE
ENCHUFE MACHO
SOQUETE COM ROSCA MACHO

Code	A	B	C	D	CH	Pack.
00141 00 001	1/4	8	51	22	19	10
00141 00 002	3/8	9	52	22	19	10
00141 00 003	1/2	10	52.5	22	24	10

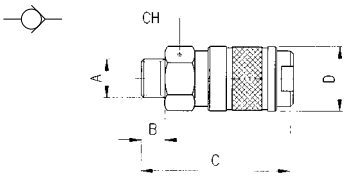

142

PRESA FEMMINA
FEMALE SOCKET
VERSCHLUSS-KUPPLUNG MIT INNENGEWINDE
COUPLEUR FEMELLE
ENCHUFE HEMBRA
SOQUETE COM ROSCA FÊMEA

Code	A	B	C	D	CH	Pack.
00142 00 001	1/4	11	53	22	19	10
00142 00 002	3/8	11.5	53.5	22	20	10
00142 00 003	1/2	14	56	22	24	10

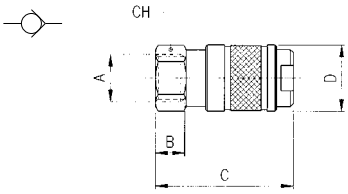

143

PRESA A CALZAMENTO CON MOLLA
COMPRESSION SOCKET WITH SPRING
VERSCHLUSS-KUPPLUNG MIT KNICKSCHUTZFEDER
COUPLEUR AVEC RESSORT DE PROTECTION
ENCHUFE TUBO CON MUELLE
SOQUETE COM CONEXÃO PUSH-ON COM MOLA

Code	A	C	D	CH	Pack.
00143 00 001	6/4	136	22	19	10
00143 00 002	8/6	141.5	22	19	10
00143 00 003	10/8	148	22	19	10

Molla Acciaio Inox AISI 304 - EN 1.4301
Stainless Steel Spring AISI 304 - EN 1.4301
Edelstahlfeder AISI 304 - EN 1.4301
Ressort Acier Inoxydable AISI 304 - EN 1.4301
Muelle Acero Inoxidable AISI 304 - EN 1.4301
Mola Aço Inoxidável AISI 304 - EN 1.4301

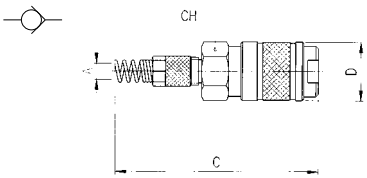

144

PRESA A CALZAMENTO
COMPRESSION SOCKET
VERSCHLUSS-KUPPLUNG MIT ÜBERWURFVERSCHRAUBUNG
COUPLEUR RACCORD À COIFFE
ENCHUFE TUBO
SOQUETE COM CONEXÃO PUSH-ON

Code	A	C	D	CH	Pack.
00144 00 001	6/4	54	22	19	10
00144 00 002	8/6	54	22	19	10
00144 00 003	10/8	54	22	19	10

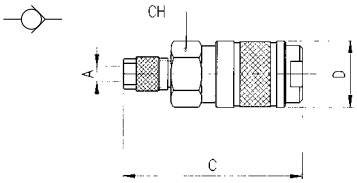

145

PRESA CON PORTAGOMMA A RESCA

SOCKET WITH REST FOR RUBBER HOSE
VERSCHLUSS-KUPPLUNG MIT SCHLAUCHTÜLLE
COUPLEUR À DOUILLE ANNELÉE POUR TUBE
ENCHUFE ESPIGA
SOQUETE COM ESPIGÃO PARA MANGUEIRA DE BORRACHA

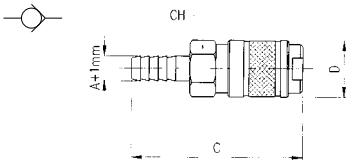

Code	A	C	D	CH	Pack.
00145 00 001	6	62.5	22	19	10
00145 00 002	8	62.5	22	19	10
00145 00 003	10	62.5	22	19	10
00145 00 004	12	62.5	22	19	10

241

INNESTO MASCHIO

MALE PLUG
STECKER MIT AUSSENGEWINDE
EMBOUT MÂLE
ADAPTADOR MACHO
PLUG COM ROSCA MACHO

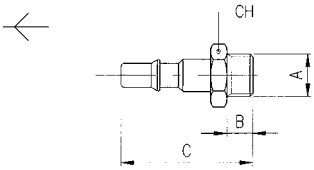

Code	A	B	C	CH	Pack.
00241 00 01 03 NB	1/4	8	41.5	17	10
00241 00 01 04 NB	3/8	9	42.5	19	10
00241 00 01 05 NB	1/2	10	44	24	10

241AC

INNESTO IN ACCIAIO MASCHIO

STEEL MALE PLUG
STECKER MIT AUSSENGEWINDE AUS STAHL
EMBOUT MÂLE EN ACIER
ADAPTADOR EN ACERO MACHO
PLUG EM AÇO COM ROSCA MACHO

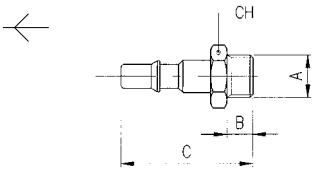

Code	A	B	C	CH	Pack.
241AC 00 51 03 ZI	1/4	8	41.5	17	10
241AC 00 51 04 ZI	3/8	9	42.5	19	10
241AC 00 51 05 ZI	1/2	10	44	24	10

Acciaio Indurito
Hardened Steel
Gehärtetem Stahl
Acier Trempé
Acero Curtido
Aço Endurecido

242

INNESTO FEMMINA

FEMALE PLUG
STECKER MIT INNENGEWINDE
EMBOUT FEMELLE
ADAPTADOR HEMBRA
PLUG COM ROSCA FÊMEA

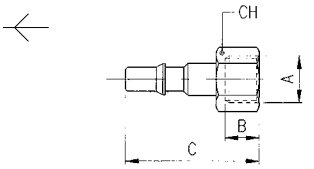

Code	A	B	C	CH	Pack.
00242 00 01 03 NB	1/4	11	41.5	17	10
00242 00 01 04 NB	3/8	11.5	42	19	10
00242 00 01 05 NB	1/2	14	44.5	24	10

242AC

INNESTO IN ACCIAIO FEMMINA

STEEL FEMALE PLUG
STECKER MIT INNENGEWINDE AUS STAHL
EMBOUT FEMELLE EN ACIER
ADAPTADOR EN ACERO HEMBRA
PLUG EM AÇO COM ROSCA FÊMEA

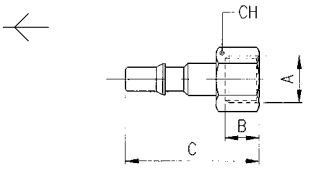

Code	A	B	C	CH	Pack.
242AC 00 51 03 ZI	1/4	11	41.5	17	10
242AC 00 51 04 ZI	3/8	11.5	42	19	10
242AC 00 51 05 ZI	1/2	14	44.5	24	10

Acciaio Indurito
Hardened Steel
Gehärtetem Stahl
Acier Trempé
Acero Curtido
Aço Endurecido

243

INNESTO A CALZAMENTO CON MOLLA
COMPRESSION PLUG WITH SPRING
STECKER MIT KNICKSCHUTZFEDER
EMBOUT AVEC RESSORT DE PROTECTION
ADAPTADOR TUBO CON MUELLE
PLUG COM CONEXÃO PUSH-ON COM MOLA

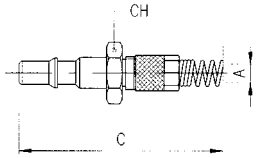

Code	A	C	CH	Pack.
00243 00 001	6/4	128	12	10
00243 00 002	8/6	133.5	13	10
00243 00 003	10/8	140	14	10

Molla Acciaio Inox AISI 304 - EN 1.4301
Stainless Steel Spring AISI 304 - EN 1.4301
Edelstahlfeder AISI 304 - EN 1.4301
Ressort Acier Inoxydable AISI 304 - EN 1.4301
Muelle Acero Inoxidable AISI 304 - EN 1.4301
Mola Aço Inoxidável AISI 304 - EN 1.4301

244

INNESTO A CALZAMENTO
COMPRESSION PLUG
STECKER MIT ÜBERWURFVERSCHRAUBUNG
EMBOUT À RACCORD À COIFFE
ADAPTADOR TUBO
PLUG COM CONEXÃO PUSH-ON

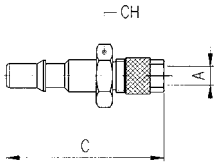

Code	A	C	CH	Pack.
00244 00 001	6/4	46	12	10
00244 00 002	8/6	46	13	10
00244 00 003	10/8	48	14	10

245

INNESTO CON PORTAGOMMA A RESCA
PLUG WITH REST FOR RUBBER HOSE
STECKER MIT SCHLAUCHTÜLLE
EMBOUT À DOUILLE ANNELÉE POUR TUBE
ADAPTADOR ESPIGA
PLUG COM ESPIGÃO PARA TUBO DE BORRACHA

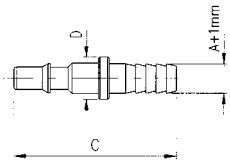

Code	A	C	D	Pack.
00245 00 01 X4 NB	6	48	10	10
00245 00 01 X7 NB	8	51	12	10
00245 00 01 X9 NB	10	51	14	10
00245 00 01 Y1 NB	12	51	16	10

245AC

New

INNESTO IN ACCIAIO CON PORTAGOMMA A RESCA
STEEL PLUG WITH REST FOR RUBBER HOSE
STECKER MIT SCHLAUCHTÜLLE AUS STAHL
EMBOUT À DOUILLE ANNELÉE POUR TUBE EN ACIER
ADAPTADOR EN ACERO ESPIGA
PLUG EM AÇO COM ESPIGÃO PARA TUBO DE BORRACHA

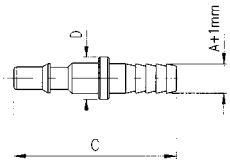

Code	A	C	D	Pack.
245AC 00 51 X4 ZI	6	48	10	10
245AC 00 51 X7 ZI	8	51	12	10
245AC 00 51 X9 ZI	10	51	14	10
245AC 00 51 Y1 ZI	12	51	16	10

Acciaio Indurito
Hardened Steel
Gehärtetem Stahl
Acier Trempé
Acero Curtido
Aço Endurecido

247

INNESTO A BAIONETTA
BAYONET PLUG
STECKER MIT BAJONETT-VERSCHLUSS
EMBOUT À BAIONETTE
ADAPTADOR BAYONETA
PLUG COM CONEXÃO TIPO BAIONETA

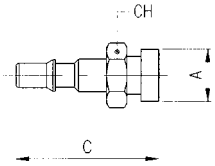

Code	A	C	CH	Pack.
00247 00 001	15	42	15	10

248

INNESTO A SCARICO PROGRESSIVO

PLUG WITH GRADUAL EXHAUST
STECKER MIT PROGRESSIVER ENTLASTUNG
EMBOUT À PASSAGE PROGRESSIF
ADAPTADOR DE DESCARGA PROGRESIVA
PLUG COM ESCAPE PROGRESSIVO
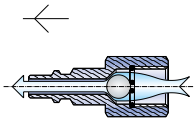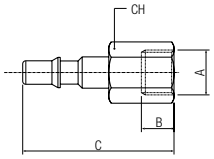
Code	A	B	C	CH	Pack.
00248 00 001	1/4	11	50	17	10