## Prese ad Innesto Rapido - *Quick Couplings - Schnellverschluss Kupplungen - Coupleurs Automatiques - Enchufes Rápidos - Conexões de Engate Rápido*

SERIE UNI ISO 6150 A-6

**Serie 100**
Pag. 16.7 - 16.10

SERIE MIGNON **New**

**Serie 110**
Pag. 16.11 - 16.16

SERIE UNI ISO 6150 B-12

**Serie 120**
Pag. 16.17 - 16.22

ITALIAN PROFILE

**Serie 120**
Pag. 16.23 - 16.28

SERIE UNI ISO 6150 B-15

**Serie 130**
Pag. 16.29 - 16.33

SERIE UNI ISO 6150 C-10

**Serie 140**
Pag. 16.34 - 16.39

EUROPEAN PROFILE

**Serie 160**
Pag. 16.40 - 16.45

SWISS PROFILE

**Serie 170**
Pag. 16.46 - 16.50

MIGNON PROFILE **New**

**Serie 180**
Pag. 16.51 - 16.54

MULTISOCKET **New**

**Serie 190 - 63190**
Pag. 16.55 - 16.61

JAPANESE PROFILE

**Serie 400**
Pag.16.62 - 15.64

MINI DN 2,7

**Serie 700**
Pag. 16.65 - 16.67

SERIE UNI ISO 6150 B-17

**Serie 710**
Pag. 16.68 - 16.70

B-SOCKET EUROPEAN

**Serie 720**
Pag. 16.71 - 16.74

EUROPEAN PROFILE **New**

**Serie 730**
Pag. 16.75 - 16.80

EUROPEAN PROFILE **New**

**Serie 740**
Pag. 16.81 - 16.83

## Prese di Sicurezza ad Innesto Rapido - *Safety Quick Couplings - Kupplungen Sicherheit - Coupleurs de Sécurité - Enchufes de Seguridad - Conexões de Segurança*

SERIE UNI ISO 6150 B-12

**Serie 620**
Pag. 16.85 - 16.88

ITALIAN PROFILE

**Serie 650**
Pag. 16.89 - 16.90

EUROPEAN PROFILE

**Serie 660**
Pag. 16.91 - 16.92

SWISS PROFILE

**Serie 670**
Pag. 16.93 - 16.94

SERIE UNI ISO 6150 B-12

**Serie 0B120**
Pag. 16.97 - 16.99

SERIE UNI ISO 6150 C-10

**Serie 0B140**
Pag. 16.100 - 16.102

## Giunti ad Innesto Rapido per Raffreddamento Stampi - *Quick Couplings for Molding Cooling - Schnellkupplungen Für Spritzgussanwendungen Coupleurs pour Moules D'injection - Enchufes Rápidos para Refrigeración de Moldes - Conexões de Engate Rápido para Resfriamento de Moldes*

FRENCH PROFILE DN 8 - DN 12

**Series 410 - 420 - 510 - 520**
Pag. 16.104 - 16.110

INTERNATIONAL PROFILE DN 6 - DN 9

**Series 430 - 440 - 530 - 540**
Pag. 16.112 - 16.119

EUROPEAN PROFILE DN 6 - DN 9

**Series 460 - 470 - 560 - 570**
Pag. 16.120 - 16.127

**New**

**6049**
Pag. 16.128

## Pistole di Soffiaggio - *Blow Guns - Blasspistolen - Soufflettes - Pistolas Sopladoras - Pistola de Ar*

**New**

**Series 360**
Pag. 16.130 - 16.132

**Series 300**
Pag. 16.133 - 16.135

**Spare Parts**
Pag. 16.136

**Series 340**
Pag. 16.137 - 16.138

**Aignep si riserva il diritto di variare modelli e ingombri senza preavviso** - *Aignep reserves the right to vary models and dimensions without notice - Aignep behält sich das Recht vor, Daten ohne Ankündigung zu ändern*
*Aignep se réserve le droit de modifier les données sans préavis - Aignep se reserva el derecho de modificar modelos y dimensiones sin previo aviso - Aignep reserva-se o direito de alterar os modelos e dimensões sem prévio aviso*

AIGNEP

Serie French

# GIUNTI AD INNESTO RAPIDO PER RAFFREDDAMENTO STAMPI

*QUICK COUPLINGS FOR MOLDING COOLING*

*SCHNELLKUPPLUNGEN FÜR SPRITZGUSSANWENDUNGEN*

*COUPLEURS POUR REFROIDISSEMENT EAU DES MOULES D'INJECTION*

*ENCHUFES RÁPIDOS PARA REFRIGERACIÓN DE MOLDES*

*CONEXÕES DE ENGATE RÁPIDO PARA RESFRIAMENTO DE MOLDES*

# SERIE 410 - 420 FRENCH PROFILE

## CARATTERISTICHE TECNICHE
*TECHNICAL CHARACTERISTICS*
*TECHNISCHE ANGABEN*
*CARACTÉRISTIQUES TECHNIQUES*
*CARACTERÍSTICAS TÉCNICAS*
*CARACTERÍSTICAS TÉCNICAS*

**Norma di Riferimento**
*Reference standard*
*Entspricht der Norm*
*Norme de référence*
*Normativa de referencia*
*Norma de referência*

1907/2006 REACH
2011/65/CE RoHS
PED 2014/68/UE
SILICON FREE

DN 8 - DN12

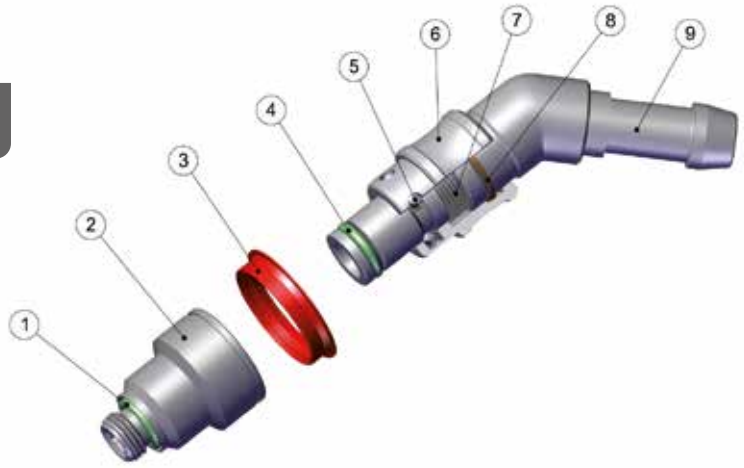


### Materiali e Componenti — IT
1 Guarnizione O-Ring in FKM
2 Presa in ottone nichelato
3 Anello in PA66
4 Guarnizione O-Ring in FKM
5 Sfera in acciaio AISI 420
6 Ghiera in ottone nichelato
7 Molla in acciaio AISI 302
8 Seeger in bronzo
9 Corpo in ottone nichelato

### *Component Parts and Materials* — GB
*1 FKM O-Ring seal*
*2 Nickel-plated brass socket*
*3 PA66 ring*
*4 FKM O-Ring seal*
*5 Steel AISI 420 ball*
*6 Nickel-plated brass sleeve*
*7 Steel AISI 302 spring*
*8 Bronze seeger*
*9 Nickel-plated brass body*

### *Komponenten und Materialien* — DE
*1 O-Ring FKM*
*2 Kupplung Messing vernickelt*
*3 Ring PA66*
*4 O-Ring FKM*
*5 Kugel Edelstahl AISI 420*
*6 Entriegelungshülse Messing vernickelt*
*7 Feder Edelstahl AISI 302*
*8 Seegerring Bronze*
*9 Körper Messing vernickelt*

### *Matériaux et Composants* — FR
*1 Joint torrique: FKM*
*2 Coupleur: laiton nickelé*
*3 Bague: PA66*
*4 Joint torique: FKM*
*5 Bille: acier inoxydable AISI 420*
*6 Douille: laiton nickelé*
*7 Ressort: acier inoxydable AISI 302*
*8 Circlips : bronze*
*9 Corps: laiton nickelé*

### *Materiales y Componentes* — ES
*1 Junta tórica en FKM*
*2 Enchufe en latón niquelado*
*3 Anillo en PA66*
*4 Junta tórica en FKM*
*5 Esfera en acero AISI 420*
*6 Tuerca en latón niquelado*
*7 Muelle en acero AISI 302*
*8 Seeger en bronce*
*9 Cuerpo en latón niquelado*

### *Materiais e Componentes* — PT
*1 Vedação O-Ring em FKM*
*2 Soquete em Latão Niquelado*
*3 Anel em PA66*
*4 Vedação O-Ring em FKM*
*5 Esfera em aço AISI 420*
*6 Porca em Latão Niquelado*
*7 Mola em aço AISI 302*
*8 Anel de retenção tipo Seeger em bronze*
*9 Corpo em Latão Niquelado*

**La particolare struttura comporta ingombri ridotti e consente l'innestaggio con una sola mano.**
*The particular structure that assures reduced size and allows coupling using a single hand.*
*Die besondere struktur umfasst reduzierte abmessungen und erlaubt ein einkoppeln mit einer hand.*
*La structure comprenant des dimensions réduites permet un couplage avec une main.*
*La estructura particular de la línea ofrece dimensiones reducidas y consiente la conexión con una sola mano.*
*Possui um estrutura particular que garante tamanho reduzido e permite o acoplamento usando apenas uma mão.*

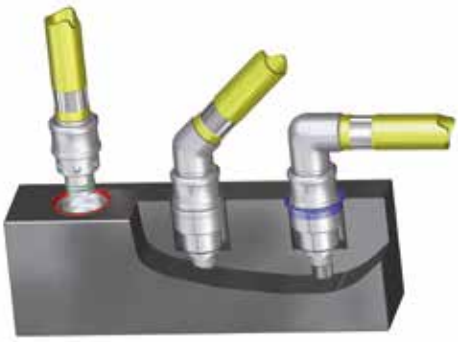



## Pressioni e Temperature (IT)

Pressioni e temperature sono determinate dal tipo di tubo impiegato, pertanto tali valori sono da definirsi in base alle caratteristiche del tubo stesso.

I valori riguardano quindi esclusivamente i componenti da noi prodotti.

## *Pressures and Temperatures* (GB)

*The working pressures and working temperatures depend on which type of tube is used, for this reason, the values must be determined in accordance with the tube's features.*

*The following values apply only to our products.*

## *Druckbereich und Temperatur* (DE)

*Drücke und Temperaturen sind definiert durch die verwendete Ausführung der Leitung, d.h. die Werte der eingesetzten Rohre sind zu beachten.*

*Die angegebenen Werte beziehen sich nur auf die Teile, die von uns produziert sind.*

## *Pressions et Températures* (FR)

*Les pressions et les températures sont à définir en accord avec les caractéristiques techniques des tubes utilisés.*

*Les valeurs mentionnées ne concernent que nos produits.*

## *Presiones y Temperaturas* (ES)

*Presión y temperatures vienen determinadas según el tipo de tubo empleado, por lo tanto estos valores se definen en base a las caracteristicas del tubo mismo.*

*Los valores se refieren exclusivamente a los componentes de nuestra producción.*

## *Pressões e Temperaturas* (PT)

*Pressões e temperaturas são determinadas de acordo com o tipo de tubo empregado, portanto tais valores devem ser definidos com base nas características do tubo em questão.*

*Os valores mostrados a seguir se referem apenas aos componentes de nossos produtos.*

Bar

**Pressione d'esercizio**
*Working Pressures*
*Betriebsdruck*
*Pression de service*
*Presión de Ejercicio*
*Pressão de Trabalho*

**15 bar** (1.5 MPa)

**Temperature**
*Temperatures*
*Temperatur*
*Températures*
*Temperaturas*
*Temperaturas*

**- 15 °C**
**+ 200 °C**

con anello di riconoscimento art. 513 - 523
*with identification ring art. 513 - 523*
*Mit Kennzeichnungsring art. 513 - 523*
*Avec bague d'identification art. 513 - 523*
*Con anillo de identificación art. 513 - 523*
*Com anel de identificação cód. 513 - 523*

**+ 110 °C**

**Fluidi compatibili**
Acqua / Acqua refrigerata / Olio

*Fluids*
*Water / Cooling water / Oil*

*Geeignete Medien*
*Wasser / Kühlwasser / Oel*

*Fluides compatibles*
*Eau / Eau de refroidissement / Huile*

*Fluidos compatibles*
*Agua / Agua refrigerada / Aceite*

*Fluidos compatíveis*
*Água / Água refrigerada / Óleo*

## Filettatura (IT)

Gas cilindrica conforme ISO 228 Classe A.
Gas conica conforme ISO 7.1, BS 21, DIN 2999.

## *Threads* (GB)

*Parallel gas in conformity with ISO 228 Class A.*
*Tapered gas in conformity with ISO7.1, BS 21, DIN 2999.*

## *Gewindearten* (DE)

*Zylindrisches Gewinde nach Norm ISO 228 Classe A.*
*Konisches Gewinde nach Norm ISO 7.1, BS 21, DIN 2999.*

## *Filetages* (FR)

*Filetage cylindrique conforme: ISO 228 Class A.*
*Filetage conique conforme: ISO7.1, BS 21, DIN 2999.*

## *Roscas* (ES)

*Gas cilíndrica conforme ISO 228 Clase A.*
*Gas cónica conforme ISO 7.1, BS 21, DIN 2999.*

## *Roscas* (PT)

*Gas paralela conforme ISO 228 Classe A.*
*Gas cônica conforme ISO 7.1, BS 21, DIN 2999.*

## SERIE 410 - 510 FRENCH PROFILE DN8

# 412

**INNESTO FEMMINA**
*FEMALE PLUG*
*STECKER MIT INNENGEWINDE*
*EMBOUT FEMELLE*
*ADAPTADOR HEMBRA*
*PLUG COM ROSCA FÊMEA*

| Code | A | B | C | D | L | CH | Pack. |
|---|---|---|---|---|---|---|---|
| 00412 00 001 | 1/4 | 11 | 30 | 20 | 47 | 17 | 10 |

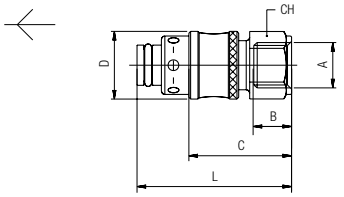


# 415

**INNESTO CON PORTAGOMMA DIRITTO**
*STRAIGHT PLUG WITH REST FOR RUBBER HOSE*
*STECKER MIT SCHLAUCHTÜLLE*
*EMBOUT À DOUILLE ANNELÉE*
*ADAPTADOR CON PORTAGOMA RECTO*
*PLUG COM ESPIGÃO PARA TUBO DE BORRACHA RETO*

| Code | A | B | C | D | L | Pack. |
|---|---|---|---|---|---|---|
| 00415 00 001 | 8 | 27.5 | 45 | 20 | 62.5 | 10 |
| 00415 00 002 | 10 | 27.5 | 45 | 20 | 62.5 | 10 |
| 00415 00 003 | 12 | 33 | 50.5 | 20 | 68 | 10 |

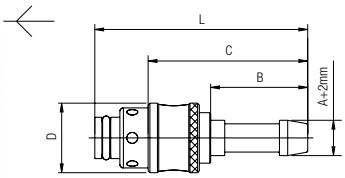


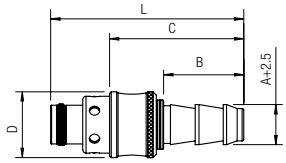


| Code | A | B | C | D | L | Pack. |
|---|---|---|---|---|---|---|
| 00415 00 004 | 3/8 | 24 | 48 | 20 | 60 | 10 |
| 00415 00 005 | 1/2 | 28 | 54.5 | 20 | 66 | 10 |

# 416

**INNESTO CON PORTAGOMMA A 135°**
*PLUG WITH REST FOR RUBBER HOSE TO 135°*
*STECKER MIT SCHLAUCHTÜLLE VON 135°*
*EMBOUT À 135°, À DOUILLE ANNELÉE*
*ADAPTADOR CON PORTAGOMA A 135°*
*PLUG COM ESPIGÃO PARA TUBO DE BORRACHA A 135°*

| Code | A | B | C | L | L1 | Pack. |
|---|---|---|---|---|---|---|
| 00416 00 001 | 8 | 27.5 | 20 | 72.5 | 28.5 | 10 |
| 00416 00 002 | 10 | 27.5 | 20 | 73 | 29 | 10 |
| 00416 00 003 | 12 | 33 | 20 | 77.5 | 33.5 | 10 |

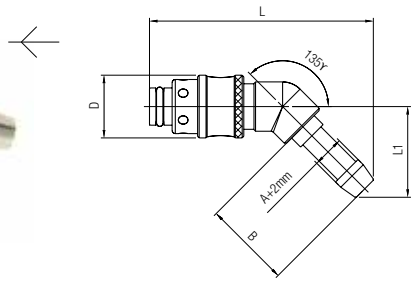

# 418

**INNESTO CON PORTAGOMMA A 90°**
*PLUG WITH REST FOR RUBBER HOSE TO 90°*
*STECKER MIT SCHLAUCHTÜLLE VON 90°*
*EMBOUT À 90°, À DOUILLE ANNELÉE*
*ADAPTADOR CON PORTAGOMA A 90°*
*PLUG COM ESPIGÃO PARA TUBO DE BORRACHA A 90°*

| Code | A | B | C | D | L | L1 | Pack. |
|---|---|---|---|---|---|---|---|
| 00418 00 001 | 8 | 27.5 | 39.5 | 20 | 57 | 49 | 10 |
| 00418 00 002 | 10 | 27.5 | 39.5 | 20 | 57 | 49 | 10 |
| 00418 00 003 | 12 | 33 | 39.5 | 20 | 57 | 55 | 10 |

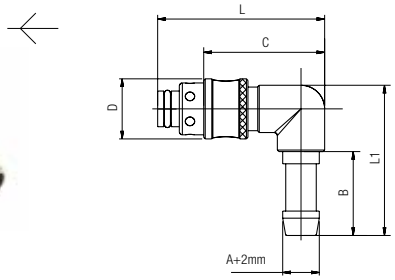


# 511

**PRESA MASCHIO**
*MALE SOCKET*
*VERSCHLUSS-KUPPLUNG MIT AUSSENGEWINDE*
*COUPLEUR MÂLE*
*ENCHUFE MACHO*
*SOQUETE COM ROSCA MACHO*

| Code | A | B | C | L | CH | Pack. |
|---|---|---|---|---|---|---|
| 00511 00 001 | 1/8 | 6 | 21 | 27.5 | 5 | 10 |
| 00511 00 002 | 1/4 | 8 | 21 | 29 | 8 | 10 |
| 00511 00 003 | 3/8 | 9 | 21 | 30 | 10 | 10 |

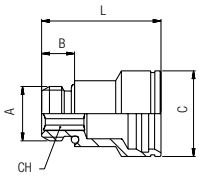


# 512

**PRESA PROLUNGATA MASCHIO**
*EXTENDED MALE SOCKET*
*SCHNELLKUPPLUNG MIT VERLÄNGERTEM AUSSENGEWINDE*
*COUPLEUR MÂLE RALLONGÉ*
*ENCHUFE PROLONGADO MACHO*
*SOQUETE COM ROSCA MACHO PROLONGADA*

| Code | A | B | C | D | L | CH | Pack. |
|---|---|---|---|---|---|---|---|
| 00512 00 01 NU NT | 1/8 | 27 | 21 | 21 | 50 | 5 | 10 |
| 00512 00 01 NV NT | 1/8 | 60 | 21 | 21 | 100 | 5 | 10 |
| 00512 00 01 NW NT | 1/8 | 60 | 21 | 21 | 150 | 5 | 10 |
| 00512 00 01 NX NT | 1/8 | 60 | 21 | 21 | 200 | 5 | 10 |
| 00512 00 01 NY NT | 1/4 | 27 | 21 | 20 | 50 | 8 | 10 |
| 00512 00 01 NZ NT | 1/4 | 60 | 21 | 20 | 100 | 8 | 10 |
| 00512 00 01 PA NT | 1/4 | 60 | 21 | 20 | 150 | 8 | 10 |
| 00512 00 01 PB NT | 1/4 | 60 | 21 | 20 | 200 | 8 | 10 |
| 00512 00 01 PC NT | 3/8 | 35 | 21 | 11 | 50 | 10 | 10 |
| 00512 00 01 PD NT | 3/8 | 60 | 21 | 11 | 100 | 10 | 10 |
| 00512 00 01 PE NT | 3/8 | 60 | 21 | 11 | 150 | 10 | 10 |
| 00512 00 01 PF NT | 3/8 | 60 | 21 | 11 | 200 | 10 | 10 |

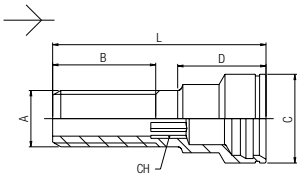


# 514

**PRESA MASCHIO CONICO**
*MALE SOCKET TAPER*
*VERSCHLUSS-KUPPLUNG MIT AUSSENGEWINDE KONISCH*
*COUPLEUR MALE CONIQUE*
*ENCHUFE MACHO CÓNICO*
*SOQUETE COM ROSCA MACHO*

| Code | A | B | C | L | CH | Pack. |
|---|---|---|---|---|---|---|
| 00514 00 01 02 TF | 1/8 | 7.5 | 21 | 28 | 5 | 10 |
| 00514 00 01 03 TF | 1/4 | 11 | 21 | 31 | 8 | 10 |
| 00514 00 01 04 TF | 3/8 | 11.5 | 21 | 31 | 10 | 10 |

**Filetto Pre Sigillato**
*Pre-Coating Thread*
*GEWINDE BESCHICHTET*
*Pré-Coating*
*Rosca Presellada*
*Rosca Teflonada*

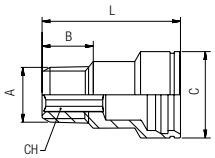

# 513

**ANELLO DI RICONOSCIMENTO**
*IDENTIFICATION RING*
*KENNZEICHNUNGSRING*
*ANNEAU D'IDENTIFICATION*
*ANILLO DE IDENTIFICACIÓN*
*ANEL DE IDENTIFICAÇÃO*

| Code | Color | A | B | C | Pack. |
|---|---|---|---|---|---|
| 00513 RO | | 4.5 | 22 | 24.5 | 10 |
| 00513 BL | | 4.5 | 22 | 24.5 | 10 |

| | min | max |
|---|---|---|
| *Temperature* | - 15 °C | + 110 °C |

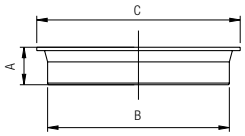


**Dimensioni sede per presa 511**
*Seat dimensions for 511 socket*
*Einbaumasse für Kupplung 511*
*Dimensions pour coupleur 511*
*Dimensiones para la sede enchufe 511*
*Dimensões da sede para soquete 511*

| Size | D | P | F |
|---|---|---|---|
| 1/8 | 22 | 22 | 6 |
| 1/4 | 22 | 21.5 | 8 |
| 3/8 | 22 | 21.5 | 9 |





# SERIE 420-520 FRENCH PROFILE DN12

## 422

**INNESTO FEMMINA**
*FEMALE PLUG*
*STECKER MIT INNENGEWINDE*
*EMBOUT FEMELLE*
*ADAPTADOR HEMBRA*
*PLUG COM ROSCA FÊMEA*

| Code | A | B | C | D | L | CH | Pack. |
|---|---|---|---|---|---|---|---|
| 00422 00 001 | 1/2 | 15 | 38.5 | 28 | 58 | 24 | 10 |

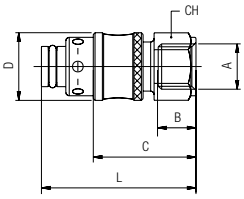


## 425

**INNESTO CON PORTAGOMMA DIRITTO**
*STRAIGHT PLUG WITH REST FOR RUBBER HOSE*
*STECKER MIT SCHLAUCHTÜLLE*
*EMBOUT À DOUILLE ANNELÉE*
*ADAPTADOR CON PORTAGOMA RECTO*
*PLUG COM ESPIGÃO PARA TUBO DE BORRACHA RETO*

| Code | A | B | C | D | L | Pack. |
|---|---|---|---|---|---|---|
| 00425 00 001 | 13 | 33 | 55 | 28 | 75 | 10 |
| 00425 00 002 | 16 | 33 | 55 | 28 | 75 | 10 |

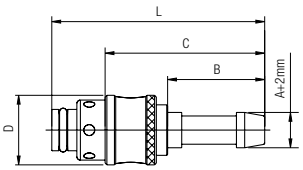


## 521

**PRESA MASCHIO**
*MALE SOCKET*
*VERSCHLUSS-KUPPLUNG MIT AUSSENGEWINDE*
*COUPLEUR MÂLE*
*ENCHUFE MACHO*
*SOQUETE COM ROSCA MACHO*

| Code | A | B | C | L | CH | Pack. |
|---|---|---|---|---|---|---|
| 00521 00 001 | 3/8 | 9 | 32 | 37.5 | 10 | 10 |
| 00521 00 002 | 1/2 | 10 | 32 | 38 | 12 | 10 |

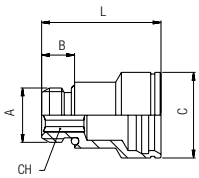

# 522

**PRESA MASCHIO CONICO**

*MALE SOCKET TAPER*
*VERSCHLUSS-KUPPLUNG MIT AUSSENGEWINDE KONISCH*
*COUPLEUR MALE CONIQUE*
*ENCHUFE MACHO CÓNICO*
*SOQUETE COM ROSCA MACHO*

| Code | A | B | C | L | CH | Pack. |
|---|---|---|---|---|---|---|
| 00522 00 01 04 TF | 3/8 | 11.5 | 32 | 39.5 | 10 | 10 |
| 00522 00 01 05 TF | 1/2 | 14 | 32 | 41 | 12 | 10 |

**Filetto Pre Sigillato**
*Pre-Coating Thread*
*Gewinde Beschichtet*
*Pré-Coating*
*Rosca Presellada*
*Rosca Teflonada*

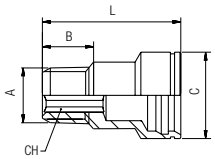


# 523

**ANELLO DI RICONOSCIMENTO**

*IDENTIFICATION RING*
*KENNZEICHNUNGSRING*
*ANNEAU D'IDENTIFICATION*
*ANILLO DE IDENTIDFICACIÓN*
*ANEL DE IDENTIFICAÇÃO*

| Code | Color | A | B | C | Pack. |
|---|---|---|---|---|---|
| 00523 RO | | 4.5 | 33 | 36 | 10 |
| 00523 BL | | 4.5 | 33 | 36 | 10 |
| | | | min | max | |
| *Temperature* | | | - 15 °C | + 110 °C | |

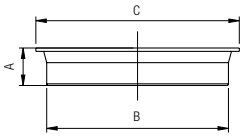


**Dimensioni sede per presa 521**
*Seat dimensions for 521 socket*
*Einbaumasse für Kupplung 521*
*Dimensions pour coupleur 521*
*Dimensiones para la sede enchufe 521*
*Dimensões da sede para soquete 521*

| Size | D | P | F |
|---|---|---|---|
| 3/8 | 33 | 29 | 9 |
| 1/2 | 33 | 28.5 | 10 |