Prese ad Innesto Rapido - *Quick Couplings - Schnellverschluss Kupplungen - Coupleurs Automatiques - Enchufes Rápidos - Conexões de Engate Rápido*

SERIE UNI ISO 6150 A-6

Serie 100
Pag. 16.7 - 16.10

SERIE MIGNON **New**

Serie 110
Pag. 16.11 - 16.16

SERIE UNI ISO 6150 B-12



Serie 120
Pag. 16.17 - 16.22

ITALIAN PROFILE

Serie 120
Pag. 16.23 - 16.28

SERIE UNI ISO 6150 B-15



Serie 130
Pag. 16.29 - 16.33

SERIE UNI ISO 6150 C-10



Serie 140
Pag. 16.34 - 16.39

EUROPEAN PROFILE



Serie 160
Pag. 16.40 - 16.45

SWISS PROFILE

Serie 170
Pag. 16.46 - 16.50

MIGNON PROFILE **New**

Serie 180
Pag. 16.51 - 16.54

MULTISOCKET **New**

Serie 190 - 63190
Pag. 16.55 - 16.61

JAPANESE PROFILE

Serie 400
Pag.16.62 - 15.64

Serie 700
Pag. 16.65 - 16.67

SERIE UNI ISO 6150 B-17

Serie 710
Pag. 16.68 - 16.70

B-SOCKET EUROPEAN

Serie 720
Pag. 16.71 - 16.74

EUROPEAN PROFILE **New**

Serie 730
Pag. 16.75 - 16.80

EUROPEAN PROFILE **New**

Serie 740
Pag. 16.81 - 16.83

Prese di Sicurezza ad Innesto Rapido - *Safety Quick Couplings - Kupplungen Sicherheit - Coupleurs de Sécurité - Enchufes de Seguridad - Conexões de Segurança*

SERIE UNI ISO 6150 B-12

Serie 620
Pag. 16.85 - 16.88

ITALIAN PROFILE

Serie 650
Pag. 16.89 - 16.90

EUROPEAN PROFILE

Serie 660
Pag. 16.91 - 16.92

SWISS PROFILE

Serie 670
Pag. 16.93 - 16.94

SERIE UNI ISO 6150 B-12

Serie 0B120
Pag. 16.97 - 16.99

SERIE UNI ISO 6150 C-10

Serie 0B140
Pag. 16.100 - 16.102

Giunti ad Innesto Rapido per Raffreddamento Stampi - *Quick Couplings for Molding Cooling - Schnellkupplungen Für Spritzgussanwendungen Coupleurs pour Moules D'injection - Enchufes Rápidos para Refrigeración de Moldes - Conexões de Engate Rápido para Resfriamento de Moldes*

FRENCH PROFILE DN 8 - DN 12

Series 410 - 420 - 510 - 520
Pag. 16.104 - 16.110

INTERNATIONAL PROFILE DN 6 - DN 9



Series 430 - 440 - 530 - 540
Pag. 16.112 - 16.119

EUROPEAN PROFILE DN 6 - DN 9

Series 460 - 470 - 560 - 570
Pag. 16.120 - 16.127

New



6049
Pag. 16.128

Pistole di Soffiaggio - *Blow Guns - Blasspistolen - Soufflettes - Pistolas Sopladoras - Pistola de Ar*

New

Series 360
Pag. 16.130 - 16.132

Series 300
Pag. 16.133 - 16.135

Spare Parts
Pag. 16.136

Series 340
Pag. 16.137 - 16.138

Aignep si riserva il diritto di variare modelli e ingombri senza preavviso - *Aignep reserves the right to vary models and dimensions without notice - Aignep behält sich das Recht vor, Daten ohne Ankündigung zu ändern*
Aignep se réserve le droit de modifier les données sans préavis - Aignep se reserva el derecho de modificar modelos y dimensiones sin previo aviso - Aignep reserva-se o direito de alterar os modelos e dimensões sem prévio aviso

SERIE 700 MINI DN 2,7

CARATTERISTICHE TECNICHE
TECHNICAL CHARACTERISTICS
TECHNISCHE ANGABEN
CARACTÉRISTIQUES TECHNIQUES
CARACTERÍSTICAS TÉCNICAS
CARACTERÍSTICAS TÉCNICAS

Norma di Riferimento
Reference standard
Entspricht der Norm
Norme de référence
Normativa de referencia
Norma de referência

1907/2006 REACH
2011/65/CE RoHS
PED 2014/68/UE
SILICON FREE

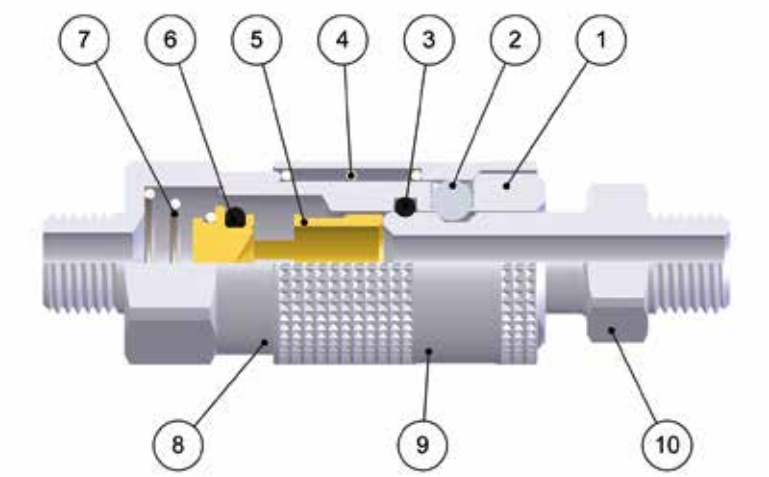

FKM A RICHIESTA
IF REQUESTED FKM
FKM AUF ANFRAGE
FKM SUR DEMANDE
FKM BAJO DEMANDA
FKM SOB ENCOMENDA

DN
2.7 mm

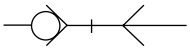

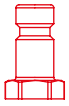
1:1

Materiali e Componenti — IT
1 Corpo in Ottone Nichelato
2 Sfera in Acciaio AISI 420
3 Guarnizione O-Ring in NBR
4 Molla Ghiera in Acciaio AISI 302
5 Otturatore in Ottone
6 Guarnizione O-Ring in NBR
7 Molla Otturatore in Acciaio AISI 302
8 Attacco Terminale in Ottone Nichelato
9 Ghiera in Ottone Nichelato
10 Innesto in Ottone Nichelato

Component Parts and Materials — GB
1 Nickel-Plated Brass Body
2 Stainless Steel AISI 420 Balls
3 NBR O-Ring Seals
4 Stainless Steel AISI 302 Ring Nut Spring
5 Brass Shutter
6 NBR O-Ring Seals
7 Stainless Steel AISI 302 Shutter Spring
8 Nickel-Plated Brass Coupling Back Part
9 Nickel-Plated Brass Sleeve
10 Nickel-Plated Brass Plug Outline

Komponenten und Materialien — DE
1 Körper Messing Vernickelt
2 Kugel Edelstahl AISI 420
3 O-Ring NBR
4 Entriegelungsfeder Edelstahl AISI 302
5 Verschluss Messing
6 O-Ring NBR
7 Verschlussfeder Edelstahl AISI 302
8 Einschraubkörper Messing Vernickelt
9 Entriegelungshülse Messing Vernickelt
10 Stecker Messing Vernickelt

Matériaux et Composants — FR
1 Corps: Laiton Nickelé
2 Bille: Acier Inoxydable AISI 420
3 Joint Torique en NBR
4 Ressort de Bague: Acier Inoxydable AISI 302
5 Clapet: Laiton
6 Joint Torique en NBR
7 Ressort de Clapet: Acier Inoxydable AISI 302
8 Corps: Laiton Nickelé
9 Bague: Laiton Nickelé
10 Embout: Laiton Nickelé

Materiales y Componentes — ES
1 Cuerpo en latón niquelado
2 Esfera en acero AISI 420
3 Junta tórica en NBR
4 Muelle tuerca en acero AISI 302
5 Obturador en latón
6 Junta tórica en NBR
7 Muelle obturador en acero AISI 302
8 Conexión terminal en latón niquelado
9 Tuerca en latón niquelado
10 Enchufe en latón niquelado

Materiais e Componentes — PT
1 Corpo em latão niquelado
2 Esfera em aço AISI 420
3 Vedaçao O-Ring em NBR
4 Mola de porca em aço AISI 302
5 Obturador em latão
6 Vedaçao O-Ring em NBR
7 Mola do obturador em aço AISI 302
8 Conexão terminal em latão niquelado
9 Porca em latão niquelado
10 Plug em latão niquelado

Pressione d'esercizio
Working Pressures
Betriebsdruck
Pression de service
Presión de Ejercicio
Pressão de Trabalho

0 bar
12 bar

Max pressione statica (no pulsazioni)
Maximum static pressure (no pulsations)
Maximaler statischer Betriebsdruck (ohne pulsations)
Pression statique maximale (sans pulsation)
Presión estática máxima (sin pulsaciones)
Pressão estática máxima (sem pulsações)

35 bar

Temperature
Temperatures
Temperatur
Températures
Temperaturas
Temperaturas

- 20 °C
+ 80 °C

Con O-ring in FKM
With FKM O-ring
Mit O-ring in FKM
Avec joints en FKM
Con junta tórica en FKM
Com O-ring em FKM

- 10 °C
+ 200 °C

Fluidi compatibili
Aria compressa

Fluids
Compressed air

Geeignete Medien
Druckluft

Fluides compatibles
Air comprimé

Fluidos compatibles
Aire comprimido

Fluidos compatíveis
Ar comprimido

Per altri fluidi, consultare l'ufficio tecnico Aignep.
For other fluids, consult the technical department Aignep.
Für andere Flüssigkeiten, kontaktieren Sie uns.
Pour d'autres fluides, veuillez nous consulter.
Para otros fluidos póngase en contacto con el departamento técnico Aignep.
Para outros fluidos consulte o departamento técnico da Aignep.

Portata Nl/min
Flow Rate
Durchflusswerte
Débit
Caudal de Flujo
Vazão

6 bar Δ 1	6 bar Δ 0.5	6 bar *
235	175	295

* Scarico libero - *Exhaust Free - Kostenlose Auspuff - Échappement libre - Escape Libre - Descarga livre.*

Filettatura IT
Gas cilindrica conforme ISO 228 Classe A.

Threads GB
Parallel gas in conformity with ISO 228 Class A.

Gewindearten DE
Zylindrisches Gewinde nach Norm ISO 228 Classe A.

Filetages FR
Filetage cylindrique conforme: ISO 228 Class A.

Roscas ES
Gas cilíndrica conforme ISO 228 Clase A.

Roscas PT
Gas paralela conforme ISO 228 Classe A.

701

PRESA MASCHIO
MALE SOCKET
VERSCHLUSS-KUPPLUNG MIT AUSSENGEWINDE
COUPLEUR MÂLE
ENCHUFE MACHO
SOQUETE COM ROSCA MACHO

Code	A	B	C	D	CH1	Pack.
00701 00 001	M5	4	25	10	9	10
00701 00 002	1/8	6	26,5	10	11	10

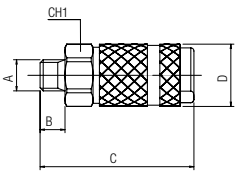

702

PRESA FEMMINA
FEMALE SOCKET
VERSCHLUSS-KUPPLUNG MIT INNENGEWINDE
COUPLEUR FEMELLE
ENCHUFE HEMBRA
SOQUETE COM ROSCA FÊMEA

Code	A	B	C	D	CH1	Pack.
00702 00 001	M5	5.5	26	10	9	10
00702 00 002	1/8	7.5	28	10	12	10

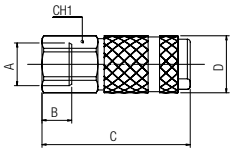

704

PRESA A CALZAMENTO
COMPRESSION SOCKET
VERSCHLUSS-KUPPLUNG MIT ÜBERWURFVERSCHRAUBUNG
COUPLEUR RACCORD À COIFFE
ENCHUFE TUBO
SOQUETE COM CONEXÃO PUSH-ON

Code	A	C	D	CH1	CH2	Pack.
00704 00 001	4/2.7	31.5	10	9	7	10
00704 00 002	6/4	32.5	10	10	8	10

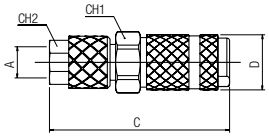

801

INNESTO MASCHIO
MALE PLUG
STECKER MIT AUSSENGEWINDE
EMBOUT MÂLE
ADAPTADOR MACHO
PLUG COM ROSCA MACHO

Code	A	B	C	CH1	Pack.
00801 00 01 B5 NB	M5	4	17	7	10
00801 00 01 02 NB	1/8	6	19	11	10

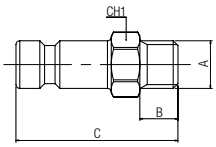

802

INNESTO FEMMINA
FEMALE PLUG
STECKER MIT INNENGEWINDE
EMBOUT FEMELLE
ADAPTADOR HEMBRA
PLUG COM ROSCA FÊMEA

Code	A	B	C	CH1	Pack.
00802 00 01 B5 NB	M5	5.5	16.5	7	10
00802 00 01 02 NB	1/8	7.5	18.5	12	10

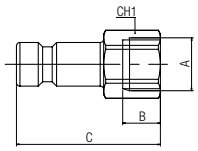

804

INNESTO A CALZAMENTO
COMPRESSION PLUG
STECKER MIT ÜBERWURFVERSCHRAUBUNG
EMBOUT À RACCORD À COIFFE
ADAPTADOR TUBO
PLUG COM CONEXÃO PUSH-ON
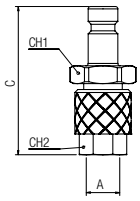
Code	A	C	CH1	CH2	Pack.
00804 00 001	4/2.7	24	7	7	10
00804 00 002	6/4	25	10	8	10