Prese ad Innesto Rapido - *Quick Couplings - Schnellverschluss Kupplungen - Coupleurs Automatiques - Enchufes Rápidos - Conexões de Engate Rápido*

SERIE UNI ISO 6150 A-6

Serie 100
Pag. 16.7 - 16.10

SERIE MIGNON **New**

Serie 110
Pag. 16.11 - 16.16

SERIE UNI ISO 6150 B-12

Serie 120
Pag. 16.17 - 16.22

ITALIAN PROFILE

Serie 120
Pag. 16.23 - 16.28

SERIE UNI ISO 6150 B-15

Serie 130
Pag. 16.29 - 16.33

SERIE UNI ISO 6150 C-10

Serie 140
Pag. 16.34 - 16.39

EUROPEAN PROFILE

Serie 160
Pag. 16.40 - 16.45

SWISS PROFILE

Serie 170
Pag. 16.46 - 16.50

MIGNON PROFILE **New**

Serie 180
Pag. 16.51 - 16.54

MULTISOCKET **New**

Serie 190 - 63190
Pag. 16.55 - 16.61

JAPANESE PROFILE

Serie 400
Pag.16.62 - 15.64

MINI DN 2,7

Serie 700
Pag. 16.65 - 16.67

Serie 710
Pag. 16.68 - 16.70

B-SOCKET EUROPEAN

Serie 720
Pag. 16.71 - 16.74

EUROPEAN PROFILE **New**

Serie 730
Pag. 16.75 - 16.80

EUROPEAN PROFILE **New**

Serie 740
Pag. 16.81 - 16.83

Prese di Sicurezza ad Innesto Rapido - *Safety Quick Couplings - Kupplungen Sicherheit - Coupleurs de Sécurité - Enchufes de Seguridad - Conexões de Segurança*

SERIE UNI ISO 6150 B-12

Serie 620
Pag. 16.85 - 16.88

ITALIAN PROFILE

Serie 650
Pag. 16.89 - 16.90

EUROPEAN PROFILE

Serie 660
Pag. 16.91 - 16.92

SWISS PROFILE

Serie 670
Pag. 16.93 - 16.94

SERIE UNI ISO 6150 B-12

Serie 0B120
Pag. 16.97 - 16.99

SERIE UNI ISO 6150 C-10

Serie 0B140
Pag. 16.100 - 16.102

Giunti ad Innesto Rapido per Raffreddamento Stampi - *Quick Couplings for Molding Cooling - Schnellkupplungen Für Spritzgussanwendungen Coupleurs pour Moules D'injection - Enchufes Rápidos para Refrigeración de Moldes - Conexões de Engate Rápido para Resfriamento de Moldes*

FRENCH PROFILE DN 8 - DN 12

Series 410 - 420 - 510 - 520
Pag. 16.104 - 16.110

INTERNATIONAL PROFILE DN 6 - DN 9

Series 430 - 440 - 530 - 540
Pag. 16.112 - 16.119

EUROPEAN PROFILE DN 6 - DN 9

Series 460 - 470 - 560 - 570
Pag. 16.120 - 16.127

New

6049
Pag. 16.128

Pistole di Soffiaggio - *Blow Guns - Blasspistolen - Soufflettes - Pistolas Sopladoras - Pistola de Ar*

New

Series 360
Pag. 16.130 - 16.132

Series 300
Pag. 16.133 - 16.135


Spare Parts
Pag. 16.136

Series 340
Pag. 16.137 - 16.138

Aignep si riserva il diritto di variare modelli e ingombri senza preavviso - *Aignep reserves the right to vary models and dimensions without notice - Aignep behält sich das Recht vor, Daten ohne Ankündigung zu ändern*
Aignep se réserve le droit de modifier les données sans préavis - Aignep se reserva el derecho de modificar modelos y dimensiones sin previo aviso - Aignep reserva-se o direito de alterar os modelos e dimensões sem prévio aviso

SERIE 710 UNI ISO 6150-B17

CARATTERISTICHE TECNICHE
TECHNICAL CHARACTERISTICS
TECHNISCHE ANGABEN
CARACTÉRISTIQUES TECHNIQUES
CARACTERÍSTICAS TÉCNICAS
CARACTERÍSTICAS TÉCNICAS

Norma di Riferimento
Reference standard
Entspricht der Norm
Norme de référence
Normativa de referencia
Norma de referência

1907/2006 REACH
2011/65/CE RoHS
PED 2014/68/UE
SILICON FREE

FKM A RICHIESTA
IF REQUESTED FKM
FKM AUF ANFRAGE
FKM SUR DEMANDE
FKM BAJO DEMANDA
FKM SOB ENCOMENDA

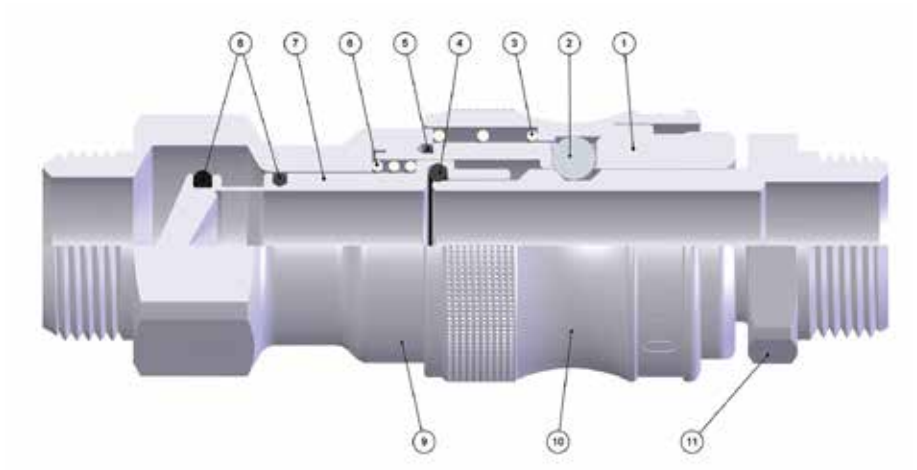

DN
12 mm

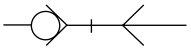

UNI ISO 6150-B17

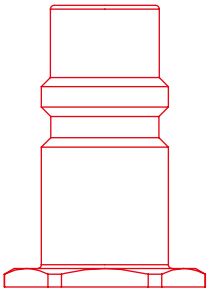

Materiali e Componenti — IT
1 Corpo in Ottone Nichelato
2 Sfera in Acciaio AISI 420
3 Molla Ghiera in Acciaio AISI 302
4 Guarnizione O-Ring in NBR
5 Guarnizione O-Ring in NBR
6 Molla Otturatore in Acciaio AISI 302
7 Otturatore in Ottone Nichelato
8 Guarnizione O-Ring in NBR
9 Attacco Terminale in Ottone Nichelato
10 Ghiera in Ottone Nichelato
11 Innesto in Ottone Nichelato

Component Parts and Materials — GB
1 Nickel-Plated Brass Body
2 Stainless Steel AISI 420 Balls
3 Stainless Steel AISI 302 Ring Nut Spring
4 NBR O-Ring Seals
5 NBR O-Ring Seals
6 Stainless Steel AISI 302 Shutter Spring
7 Nickel-Plated Brass Shutter
8 NBR O-Ring Seals
9 Nickel-Plated Brass Coupling Back Part
10 Nickel-Plated Brass Sleeve
11 Nickel-Plated Brass Plug Outline

Komponenten und Materialien — DE
1 Körper Messing Vernickelt
2 Kugel Edelstahl AISI 420
3 Ntriegelungsfeder Edelstahl AISI 302
4 O-Ring NBR
5 O-Ring NBR
6 Verschlussfeder Edelstahl AISI 302
7 Verschluss Messing Vernickelt
8 O-Ring NBR
9 Einschraubkörper Messing Vernickelt
10 Entriegelungshülse Messing Vernickelt
11 Stecker Messing Vernickelt

Matériaux et Composants — FR
1 Corps: Laiton Nickelé
2 Bille: Acier Inoxydable AISI 420
3 Ressort de Bague: Acier Inoxydable AISI 302
4 Joint Torique en NBR
5 Joint Torique en NBR
6 Ressort de Clapet: Acier Inoxydable AISI 302
7 Clapet en Laiton Nickelé
8 Joint Torique en NBR
9 Corps: Laiton Nickelé
10 Bague: Laiton Nickelé
11 Embout: Laiton Nickelé

Materiales y Componentes — ES
1 Cuerpo en latón niquelado
2 Esfera en acero AISI 420
3 Muelle tuerca en acero AISI 302
4 Junta tórica en NBR
5 Junta tórica en NBR
6 Muelle obturador en acero AISI 302
7 Obturador en latón niquelado
8 Junta tórica en NBR
9 Conexión terminal en latón niquelado
10 Tuerca en latón niquelado
11 Enchufe en latón niquelado

Materiais e Componentes — PT
1 Corpo em latão niquelado
2 Esfera em aço AISI 420
3 Mola de porca em aço AISI 302
4 Vedaçao O-Ring em NBR
5 Vedaçao O-Ring em NBR
6 Mola do obturador em aço AISI 302
7 Obturador em latão niquelado
8 Vedaçao O-Ring em NBR
9 Conexão terminal em latão niquelado
10 Porca em latão niquelado
11 Plug em latão niquelado

Pressione d'esercizio
Working Pressures
Betriebsdruck
Pression de service
Presión de Ejercicio
Pressão de Trabalho

0 bar
16 bar

Max pressione statica (no pulsazioni)
Maximum static pressure (no pulsations)
Maximaler statischer Betriebsdruck (ohne pulsations)
Pression statique maximale (sans pulsation)
Presión estática máxima (sin pulsaciones)
Pressão estática máxima (sem pulsações)

35 bar

Temperature
Temperatures
Temperatur
Températures
Temperaturas
Temperaturas

- 20 °C
+ 80 °C

Con O-ring in FKM
With FKM O-ring
Mit O-ring in FKM
Avec joints en FKM
Con junta tórica en FKM
Com O-ring em FKM

- 10 °C
+ 200 °C

Fluidi compatibili
Aria compressa

Fluids
Compressed air

Geeignete Medien
Druckluft

Fluides compatibles
Air comprimé

Fluidos compatibles
Aire comprimido

Fluidos compatíveis
Ar comprimido

Per altri fluidi, consultare l'ufficio tecnico Aignep.
For other fluids, consult the technical department Aignep.
Für andere Flüssigkeiten, kontaktieren Sie uns.
Pour d'autres fluides, veuillez nous consulter.
Para otros fluidos póngase en contacto con el departamento técnico Aignep.
Para outros fluidos consulte o departamento técnico da Aignep.

Portata Nl/min
Flow Rate
Durchflusswerte
Débit
Caudal de Flujo
Vazão

6 bar Δ 1	6 bar Δ 0.5	6 bar *
4200	3200	4750

* Scarico libero - *Exhaust Free - Kostenlose Auspuff - Échappement libre - Escape Libre - Descarga livre.*

Filettatura IT
Gas cilindrica conforme ISO 228 Classe A.

Threads GB
Parallel gas in conformity with ISO 228 Class A.

Gewindearten DE
Zylindrisches Gewinde nach Norm ISO 228 Classe A.

Filetages FR
Filetage cylindrique conforme: ISO 228 Class A.

Roscas ES
Gas cilíndrica conforme ISO 228 Clase A.

Roscas PT
Gas paralela conforme ISO 228 Classe A.

711

PRESA MASCHIO

MALE SOCKET
VERSCHLUSS-KUPPLUNG MIT AUSSENGEWINDE
COUPLEUR MÂLE
ENCHUFE MACHO
SOQUETE COM ROSCA MACHO

Code	A	B	C	D	CH	Pack.
00711 00 003	1/2	76	10	30	26	10
00711 00 004	3/4	78	12	30	30	10

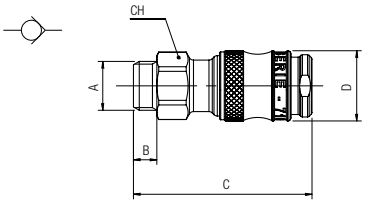

712

PRESA FEMMINA

FEMALE SOCKET
VERSCHLUSS-KUPPLUNG MIT INNENGEWINDE
COUPLEUR FEMELLE
ENCHUFE HEMBRA
SOQUETE COM ROSCA FÊMEA

Code	A	B	C	D	CH	Pack.
00712 00 003	1/2	80	15	30	26	10
00712 00 004	3/4	80	16.5	30	30	10

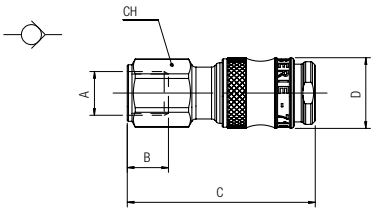

811

INNESTO MASCHIO

MALE PLUG
STECKER MIT AUSSENGEWINDE
EMBOUT MÂLE
ADAPTADOR MACHO
PLUG COM ROSCA MACHO

Code	A	B	C	CH1	Pack.
00811 00 01 05 NB	1/2	10	50.5	24	10
00811 00 01 07 NB	3/4	12	52.5	30	10

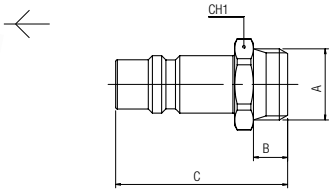

812

INNESTO FEMMINA

FEMALE PLUG
STECKER MIT INNENGEWINDE
EMBOUT FEMELLE
ADAPTADOR HEMBRA
PLUG COM ROSCA FÊMEA
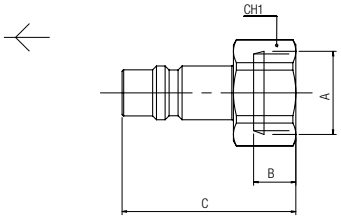
Code	A	B	C	CH1	Pack.
00812 00 01 05 NB	1/2	15	53	24	10
00812 00 01 07 NB	3/4	16.5	54.5	30	10